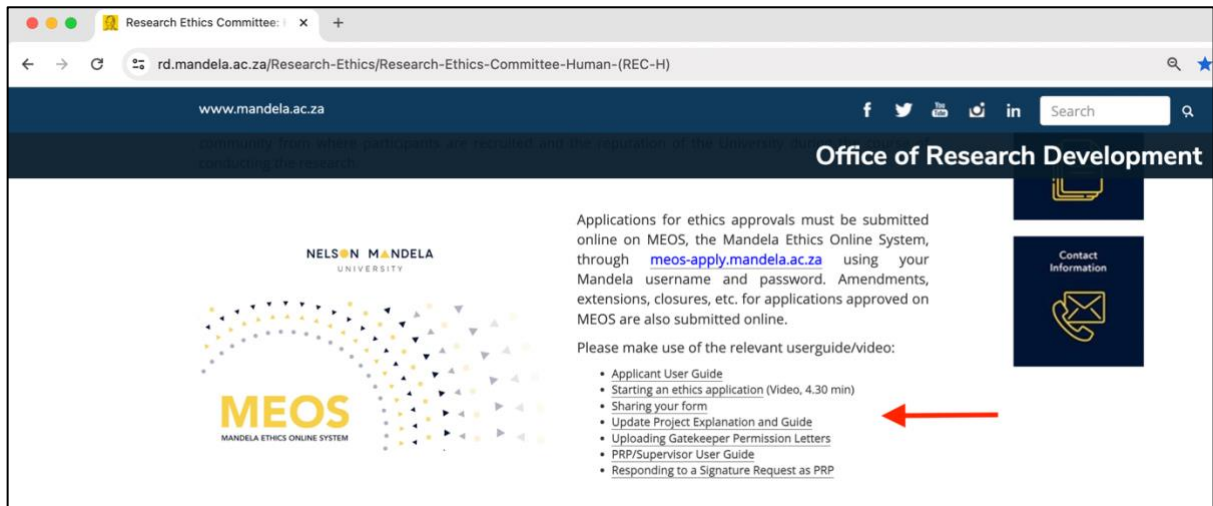


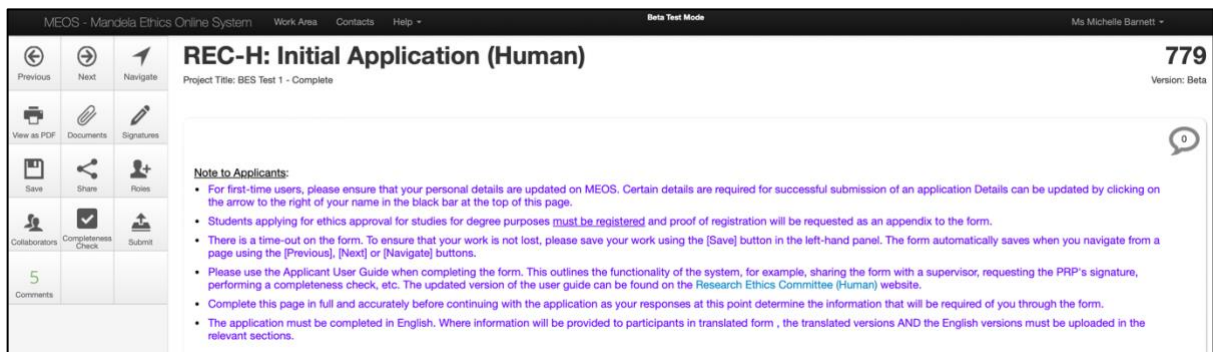
# MEOS – Where to find help?

## 1. User guides/video on RECH website:

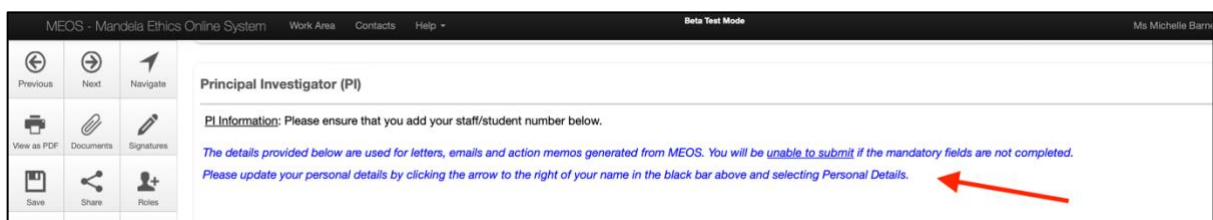
[rd.mandela.ac.za/Research-Ethics/Research-Ethics-Committee-Human-\(REC-H\)](http://rd.mandela.ac.za/Research-Ethics/Research-Ethics-Committee-Human-(REC-H))



## 2. Notes to Applicants on the form:



Or



### 3. Information buttons on the form:

The image shows a screenshot of a form with two main sections. The first section is titled "Rationale for Data Collection" and contains question 4.2: "Describe the rationale for the data collection (and hence the contribution of the collected data) to the overall study." To the right of this section is a help box with the following text: "For studies involving the collection of data from human participants, ask the following question: **Why is it essential to gather data from this specific population for your research?**" followed by two bullet points: "For students, look at your research proposal under the 'importance of the study' section. Use the critical paragraphs under that heading to complete this section. Remember that this section should not be more than 300 words - you might not be able to simply copy and paste that entire section." and "Your ethics reviewers will be reading this section with a view of determining whether your study is worth the time spent on it by the...". An information button (i) is located in the top right corner of this section, with a red arrow pointing to it. The second section is titled "Objectives/Hypotheses of the Study" and contains question 4.3: "List the objectives/hypotheses of the study (focus on the major objective(s) of the evaluation/experiment/survey, etc. for which ethics clearance is required)." An information button (i) is also located in the top right corner of this section, with a red arrow pointing to it.

### 4. MEOS Helpdesk:

Please use the options listed above before emailing the helpdesk.

[MEOS@mandela.ac.za](mailto:MEOS@mandela.ac.za)